


**MAGNUM D.I.**

**Owner's Manual**



## **Thank you for your purchase of the Magnum DI!**

**The Magnum DI is a heavy-duty, high-quality active direct box that performs like our DI-100x, but without the built-in Sonic Maximizer. This unit is a professional grade direct box for stage and permanent installation applications.**

### **Features Include:**

- **Rugged, ergonomic 14-gauge steel chassis**
- **Military-grade PCB**
- **2-way selectable pad (0dB/-20dB)**
- **Ground lift**
- **+48v phantom power**
- **5 Year warranty**

## **Contents Check List:**

**Before you begin, please check the contents of this box to insure that the following items are included:**

- **Magnum DI**
- **Magnum DI Owner's Manual**

**If any of these items are found to be damaged or missing, Please contact the dealer from which the unit was purchased.**

**We recommend reading this manual to familiarize yourself with all of the features of the Magnum DI before using. Should you have any questions, please contact BBE at 800-233-8346.**

## Getting Started

- 1. Hi-Z Input: 1/4" unbalanced instrument input.**
- 2. +48v Phantom Power Status: LED illuminates when proper voltage is supplied to unit via the XLR jack (Low-Z Output).**
- 3. Pad Switch: Depressing the switch engages a 20dB pad that prevents overload on the input.**

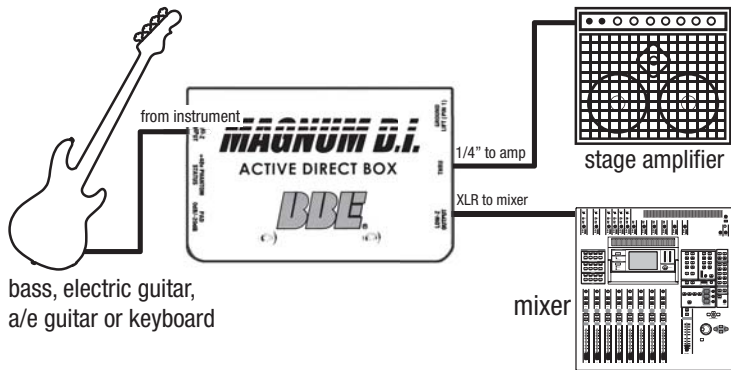


## Getting Started

- 4. Low-Z Output: XLR balanced jack**
- 5. Thru: 1/4" unbalanced jack is wired in parallel to the Input connector and is used to connect to the instrument amplifier input.**
- 6. Ground Lift: When in the "lifted" position Pin 1 of the balanced XLR output (ground) is disconnected from ground to reduce hum and buzz caused by ground loops.**



## Applications



bass, electric guitar,  
a/e guitar or keyboard

**The Magnum DI is designed for a direct connection to the output jack of your instrument (guitar, bass or keyboard). It provides a convenient method to split the signal to simultaneously feed the input of an instrument amp and a mixing board or DAW.**

## Applications

**Note: The Magnum DI requires the use of +48v Phantom Power supplied by the mixing console. This is a common feature to most mixers, however, please make sure the mixer in use is equipped to supply +48v Phantom Power.**

### WARNING

**The Magnum DI is NOT designed for a direct connection to the speaker output jack of an instrument amplifier. Doing so would cause damage to the Magnum DI and your amplifier.**

## **Service**

**There are no user serviceable parts inside. Should the Magnum DI require service please contact our Service Department for a Return Authorization at:**

**BBE Sound, Inc.**

**800-233-8346**

**Ext.116**

**For service outside of North America please contact your local distributor. For a listing of BBE Distributors log on to:  
<http://www.bbesound.com/distributors/dist.asp>**



## Technical Specifications

**Frequency Response:** ————— **10Hz to 50kHz (+/- 1dB)**

**THD:** ————— **less than 0.005% at -10dBu**  
**input 20-20kHz**

**Input Impedance:** ————— **Pad out (0dB): 1 MEG Ohms**  
**Pad in (-20dB): 12k Ohms**

**Output Impedance:** ————— **XLR: 600 Ohms**

**Power Requirements:** ————— **XLR: +48V Phantom Power**

**Dimensions:** ————— **3 1/2"(W) x 5"(D) x 1 13/16"(H)**

**Shipping Weight:** ————— **2.1 lbs.**

**Please Note: Due to continuing product improvement, specifications and design are subject to change without notice.**

## Warranty

Warranty registration of the unit to BBE Sound, Inc. is not necessary. It is strongly recommended that you retain a copy of the bill of sale for future reference.

IT IS THE SOLE RESPONSIBILITY OF THE END USER TO PROVIDE THE BILL OF SALE OR OTHER MEANS OF PROOF OF PURCHASE TO VALIDATE THE WARRANTY IF WARRANTY SERVICE IS REQUESTED.

The BBE Magnum DI is warranted against defects in material and workmanship for a period of five (5) years from date of purchase from BBE Sound Inc. or from an authorized dealer. During this period, we will repair units free of charge providing that they are shipped prepaid to:

BBE Sound, Inc.,  
5381 Production Drive,  
Huntington Beach, CA 92649.

We will pay return UPS shipping charges within the USA. All charges related to non-UPS shipping, including customs clearance, will be billed. The warranty will be honored for the longer of either 90 days from the date of any service or the remainder of the original 5 Year factory warranty.

This warranty will be consider null and void by BBE Sound, Inc. if any of the following is found:

1. The equipment has been physically damaged.
2. The equipment shows signs of abuse.
3. The equipment has been electrically damaged by improper connection or attempted repair by the customer or a third party.
4. The equipment has been modified without authorization.
5. The bill of sales indicates that the purchase date of the equipment is not within the warranty period.

All non-warranty repairs are warranted for a period of 90 days from the date of service.

BBE Sound, Inc. is NOT LIABLE FOR CONSEQUENTIAL DAMAGES. Should the unit fail to operate for any reason, our sole obligation is to repair it as described above.

DO NOT RETURN ANY PRODUCT TO THE ABOVE ADDRESS WITHOUT INSTRUCTIONS AND AUTHORIZATION ISSUED BY THE ABOVE LOCATION.

# Important Safeguards

For your protection, please read these safety instructions completely before operating the appliance, and keep this manual for future reference.

Carefully observe all warnings, precautions and instructions on the appliance and described in the operating instructions supplied with the appliance.

## INSTALLATION

**Water and Moisture** - Do not install the appliance near water: for example, near a bathtub, washbowl, kitchen sink, laundry tub, in a wet basement, or near a swimming pool.

**Heat** - Do not install the appliance near sources of heat such as radiators, heat registers, stoves, or other appliances that produce heat.

**Ventilation** - Situate the product so its location or position does not interfere with its proper ventilation. For example, you should not place the product on a bed, sofa, rug, or similar surface that might block the vent openings, or placed in a built-in installation, such as a bookcase or cabinet that might impede the flow of air through the ventilation openings.

**Wall or Ceiling Mounting** - If your appliance can be mounted to a wall or ceiling, mount it only as recommended.

**Accessories** - Do not place this product on an unstable cart, stand, tripod, bracket, or table. The product may fall, causing serious injury to a child or adult, and serious damage to the product. Use only with a cart, stand, tripod, bracket, or table recommended by the manufacturer, or sold with the



product. Any mounting of the product should follow the manufacturer's instructions, and should use a mounting accessory recommended by the manufacturer.

## USE

**Power Source** - Connect the appliance to a power supply only of the type described in the operating instructions or as marked on the appliance.

**Power-Cord Protection** - Route the power cord so that it is not likely to be walked on or pinched by having objects placed on it, paying particular attention to the plugs, receptacles, and the point where the cord exits from the appliance.

**Grounding or Polarization** - Do not defeat the grounding or polarization feature of the AC power cord. If your AC receptacle will not accept the power cord plug, contact your electrician to install a proper AC receptacle.

**When not in use** - Unplug the power cord of the appliance from the outlet when left unused for a long period of time. To disconnect the cord, pull it out by grasping the plug. Never pull the plug out by the cord.

**AC Receptacle** - Check to make sure that the AC receptacle

## WARNING

To prevent fire or shock hazard, do not expose the unit to rain or moisture.

**ATTENTION: RISQUE DE CHOC ELECTRIQUE- NE PAS OUVRIIR.**



The lightning flash with arrowhead symbol, within an equilateral triangle, is intended to alert the user to the presence of uninsulated "dangerous voltage" within the product's enclosure that may be of sufficient magnitude to constitute a risk of electric shock to persons.



The exclamation point, within an equilateral triangle is intended to alert the user to the presence of important operating and maintenance (servicing) instructions in the literature accompanying the appliance.

holds the power cord plug firmly and securely. If the power cord plug is loose, contact your electrician to replace the defective and unsafe AC

**Foreign Objects** - Be careful that foreign objects and liquids do not enter the enclosure through openings.


**Cleaning** - unplug this product from the wall outlet before cleaning. Do not use liquid cleaners or aerosol cleaners. Use a damp cloth for cleaning.

## SERVICE

Unplug the appliance from the wall outlet and consult qualified service personnel when:

- the power cord or the plug has been damaged.
- a solid object or liquid has fallen into the cabinet.
- the appliance has been exposed to rain or moisture.
- the appliance does not appear to operate normally or exhibits a marked change in performance.
- the appliance has been dropped, or the enclosure damaged.

Do not attempt to service the appliance beyond that described in the operating instructions. For all other servicing, refer to qualified service personnel only.



**5381 Production Drive  
Huntington Beach, CA 92649  
714-897-6766 Phone • 714-896-0736 Fax**

**[bbesound.com](http://bbesound.com)**

**BBE is the registered trademark of BBE Sound, Inc.**